



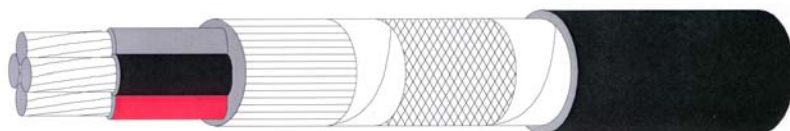
FlexFlame RFOU 0,6/1kV P1/P8 Power cable

Flame retardant halogen-free power cable. Mud resistant

RFOU 0,6/1kV

EPR/EPR/TCWB/EVA

NEK 606 CodeP1/P8



Operating temperature : 90°C
Operating Voltage : 0,6/1kV

Application

Fixed installation for power, control and lighting in both EX- and safe areas, general purposes. For installation in areas exposed to MUD and drilling/cleaning fluids.

Standards applied

IEC 60092-353	- Design
IEC 60228 class 2	- Conductor
IEC 60092-351	- Insulation
IEC 60092-359	- Sheath
IEC 60332-1	- Flame Retardant
IEC 60332-3-22	- Flame Retardant
IEC 60754-1,2	- Halogen Free
IEC 61034-1,2	- Low Smoke

Construction

	Code Letter	
Conductor		Tinned annealed stranded circular copper (STCC), IEC 60228 class 2
Insulation	R	EP-rubber, IEC 60092-351 (EPR)
Lay up / Shielding		Cores laid up in concentric layers
Inner covering	F	Flame retardant and halogen-free thermoset compound
Tape over inner covering		PET tape
Armour/screen	O	Tinned annealed copper wire braid
Tape over armour/screen		PET tape
Outer sheath	U	Flame retardant, halogen-free and mud resistant thermoset compound, SHF2 (IEC 60092-359)
Marking text		E.g. "meter" "year" DRAKA NORSE KABEL RFOU 0,6/1KV P1/P8 3 x 35/16 mm ² IEC 60332-3-22 ETL Classified No. 3067229
Outer sheath colour		Black



FlexFlame RFOU 0,6/1kV P1/P8 Power cable

Core identification power cables

Single core	Grey (Offwhite)
Two cores	Grey (Offwhite) - Black
Three cores	Grey (Offwhite) - Black - Red
Four cores	Grey (Offwhite) - Black - Red - Blue
Five cores	Grey (Offwhite) - Black - Red - Blue - Black
Above five cores	Black numbers on white base
Separate earth core	Yellow/green
G / x in cable description	G = one of the core are yellow/green - x = no yellow/green core

From Q3 2007 the core colours on RFOU, BFOU, RU and BU 0,6/1kV will be changed to follow Cenelec HD 308S2 colours:

Single core	Black
Two cores	Blue - Brown
Two cores + earth	Blue - Brown - Yellow/green
Three cores	Brown - Black - Grey
Three cores + earth	Brown - Black - Grey - Yellow/green
Four cores	Blue - Brown - Black - Grey
Four cores + earth	Blue - Brown - Black - Grey - Yellow/green
Five cores	Blue - Brown - Black - Grey - Black
Above five cores	Black numbers on white base

Range and dimensions

Number of elements	Cross section core, mm ²	Cross section screen, mm ²	Conductor Diameter, mm	Insulation Thickness, mm	Thickness Inner covering, mm	Diameter inner covering, mm	Diameter Braid Wire, mm	Thickness Outer Sheath, mm	Diameter outer sheath, mm	Weight of Cable Approx. (Kg/Km)	Copper content Approx. (kg/km)
1	16	2.5	5.15	1.0	1.1	9.5 ± 0.5	0.2	1.2	13 ± 0.8	360	188
1	25	4	6.45	1.2	1.1	11.5 ± 0.8	0.2	1.2	14.5 ± 0.8	480	280
1	35	6	7.65	1.2	1.1	12.5 ± 0.8	0.3	1.3	16 ± 0.8	650	408
1	50	6	9.0	1.4	1.1	14.5 ± 0.8	0.3	1.4	18.5 ± 0.8	830	527
1	70	6	10.85	1.4	1.1	16.5 ± 0.8	0.3	1.4	20.5 ± 1	1090	735
1	95	10	12.60	1.6	1.1	18.5 ± 0.8	0.3	1.5	23 ± 1	1380	961
1	120	10	14.20	1.6	1.2	20.5 ± 1	0.3	1.6	25 ± 1	1710	1224
1	150	10	15.90	1.8	1.2	22.5 ± 1	0.3	1.6	27 ± 1	2040	1485
1	185	10	17.70	2.0	1.2	24.5 ± 1	0.3	1.7	29.5 ± 1	2480	1837
1	240	16	20.15	2.2	1.2	27.5 ± 1	0.3	1.8	32.5 ± 1.5	3130	2372
1	300	16	22.60	2.4	1.2	30.5 ± 1.5	0.3	1.9	35.5 ± 1.5	3830	2952
2	1.5	4	1.6	1.0	1.1	9.5 ± 0.5	0.2	1.2	12.5 ± 0.8	270	80
3G	1.5	-	1.6	1.0	1.1	10 ± 0.8	0.2	1.2	13.5 ± 0.8	295	94
4G	1.5	-	1.6	1.0	1.1	11 ± 0.8	0.3	1.3	14.5 ± 0.8	380	139
3	1.5	4	1.6	1.0	1.1	10 ± 0.8	0.2	1.2	13.5 ±	295	94



FlexFlame RFOU 0,6/1kV P1/P8 Power cable

Number of elements	Cross section core, mm ²	Cross section screen, mm ²	Conductor Diameter, mm	Insulation Thickness, mm	Thickness Inner covering, mm	Diameter inner covering, mm	Diameter Braid Wire, mm	Thickness Outer Sheath, mm	Diameter outer sheath, mm	Weight of Cable Approx. (Kg/Km)	Copper content Approx. (kg/km)
4	1.5	6	1.6	1.0	1.1	11 ± 0.8	0.3	1.3	0.8 14.5 ± 0.8	380	139
5	1.5	6	1.6	1.0	1.1	12 ± 0.8	0.3	1.3	15.5 ± 0.8	440	169
7	1.5	6	1.6	1.0	1.1	13 ± 0.8	0.3	1.3	17 ± 0.8	500	197
12	1.5	10	1.6	1.0	1.1	17.5 ± 0.8	0.3	1.5	21.5 ± 1	740	300
19	1.5	10	1.6	1.0	1.2	20.5 ± 1	0.3	1.6	25 ± 1	1020	413
27	1.5	10	1.6	1.0	1.2	24.5 ± 1	0.3	1.8	29.5 ± 1	1360	551
37	1.5	16	1.6	1.0	1.2	27.5 ± 1	0.3	1.9	32.5 ± 1.5	1720	713
7G	1.5	-	1.6	1.0	1.1	13 ± 0.8	0.3	1.3	17 ± 0.8	500	197
2	2.5	4	2.0	1.0	1.1	10.5 ± 0.8	0.2	1.2	13.5 ± 0.8	310	98
3G	2.5	-	2.0	1.0	1.1	11 ± 0.8	0.3	1.3	14.5 ± 0.8	390	152
3	2.5	6	2.0	1.0	1.1	11 ± 0.8	0.3	1.3	14.5 ± 0.8	390	152
4G	2.5	-	2.0	1.0	1.1	12 ± 0.8	0.3	1.3	16 ± 0.8	460	191
5G	2.5	-	2.0	1.0	1.1	13 ± 0.8	0.3	1.4	17 ± 0.8	530	214
4	2.5	6	2.0	1.0	1.1	12 ± 0.8	0.3	1.3	16 ± 0.8	460	191
7	2.5	6	2.0	1.0	1.1	14.5 ± 0.8	0.3	1.4	18.5 ± 0.8	630	277
12	2.5	10	2.0	1.0	1.2	19.5 ± 0.8	0.3	1.6	23.5 ± 1	950	424
19	2.5	10	2.0	1.0	1.2	23 ± 1	0.3	1.7	27.5 ± 1	1310	609
27	2.5	16	2.0	1.0	1.2	27.5 ± 1	0.3	1.9	32.5 ± 1.5	1760	817
7G	2.5	-	2.0	1.0	1.1	14.5 ± 0.8	0.3	1.4	18.5 ± 0.8	630	276
2	4	6	2.55	1.0	1.1	11.5 ± 0.8	0.3	1.3	15 ± 0.8	410	156
3	4	6	2.55	1.0	1.1	12 ± 0.8	0.3	1.3	16 ± 0.8	480	209
4	4	6	2.55	1.0	1.1	13.5 ± 0.8	0.3	1.4	17 ± 0.8	560	246
5	4	6	2.55	1.0	1.1	14.5 ± 0.8	0.3	1.4	18.5 ± 0.8	660	299
3G	4	-	2.55	1.0	1.1	12 ± 0.8	0.3	1.3	16 ± 0.8	480	209
5G	4	-	2.55	1.0	1.1	14.5 ± 0.8	0.3	1.4	18.5 ± 0.8	660	299
2	6	6	3.15	1.0	1.1	12.5 ± 0.8	0.3	1.3	16.5 ± 0.8	500	209
3	6	6	3.15	1.0	1.1	13.5 ± 0.8	0.3	1.4	17.5 ± 0.8	590	263
4	6	6	3.15	1.0	1.1	15 ± 0.8	0.3	1.4	18.5 ± 0.8	700	334
4G	6	-	3.15	1.0	1.1	15 ± 0.8	0.3	1.4	18.5 ± 0.8	700	334
3G	6	-	3.15	1.0	1.1	13.5 ± 0.8	0.3	1.4	17.5 ± 0.8	590	263
5G	6	-	3.15	1.0	1.1	16.5 ± 0.8	0.3	1.5	20.5 ± 1	820	388



FlexFlame RFOU 0,6/1kV P1/P8 Power cable

Number of elements	Cross section core, mm ²	Cross section screen, mm ²	Conductor Diameter, mm	Insulation Thickness, mm	Thickness Inner covering, mm	Diameter inner covering, mm	Diameter Braid Wire, mm	Thickness Outer Sheath, mm	Diameter outer sheath, mm	Weight of Cable Approx. (Kg/Km)	Copper content Approx. (kg/km)
2	10	10	4.05	1.0	1.1	14.5 ± 0.8	0.3	1.4	18.5 ± 0.8	670	299
3	10	10	4.05	1.0	1.1	15.5 ± 0.8	0.3	1.4	19.5 ± 0.8	780	389
4	10	10	4.05	1.0	1.1	17 ± 0.8	0.3	1.5	21 ± 1	940	494
3G	10	-	4.05	1.0	1.1	15.5 ± 0.8	0.3	1.4	19.5 ± 0.8	780	387
5G	10	-	4.05	1.0	1.2	19 ± 0.8	0.3	1.5	23 ± 1	1130	600
4G	10	-	4.05	1.0	1.1	17 ± 0.8	0.3	1.5	21 ± 1	940	494
2	16	16	5.15	1.0	1.1	16.5 ± 0.8	0.4	1.5	21 ± 1	950	477
3	16	16	5.15	1.0	1.1	18 ± 0.8	0.4	1.5	22 ± 1	1110	621
4	16	16	5.15	1.0	1.2	20 ± 1	0.4	1.6	24.5 ± 1	1390	799
4G	16	-	5.15	1.0	1.2	20 ± 1	0.3	1.6	24 ± 1	1310	727
5G	16	-	5.15	1.0	1.2	22 ± 1	0.3	1.6	26 ± 1	1530	873
3G	16	-	5.15	1.0	1.1	18 ± 0.8	0.3	1.5	22 ± 1	1060	566
2	25	16	6.45	1.2	1.2	20.5 ± 1	0.4	1.6	25 ± 1	1320	680
3	25	16	6.45	1.2	1.2	22 ± 1	0.3	1.6	26 ± 1	1560	887
4	25	16	6.45	1.2	1.2	24 ± 1	0.3	1.7	28.5 ± 1	1900	1116
4G	25	-	6.45	1.2	1.2	24 ± 1	0.3	1.7	28.5 ± 1	1880	1091
3G	25	-	6.45	1.2	1.2	22 ± 1	0.3	1.6	26 ± 1	1510	837
5G	25	-	6.45	1.2	1.2	26.5 ± 1	0.3	1.8	31.5 ± 1.5	2250	1345
2	35	16	7.65	1.2	1.2	23 ± 1	0.3	1.7	27.5 ± 1	1580	817
3	35	16	7.65	1.2	1.2	24.5 ± 1	0.3	1.7	29 ± 1	1920	1126
4	35	16	7.65	1.2	1.2	27 ± 1	0.3	1.8	31.5 ± 1.5	2360	1435
4G	35	-	7.65	1.2	1.2	27 ± 1	0.3	1.8	31.5 ± 1.5	2360	1435
5G	35	-	7.65	1.2	1.2	30 ± 1.5	0.3	1.9	35 ± 1.5	2840	1768
3	50	25	9.0	1.4	1.2	28.5 ± 1	0.4	1.9	34 ± 1.5	2660	1596
4	50	25	9.0	1.4	1.4	32 ± 1.5	0.4	2	37.5 ± 1.5	3290	2025
4G	50	-	9.0	1.4	1.4	32 ± 1.5	0.3	2	37 ± 1.5	3200	1939
5G	50	-	9.0	1.4	1.4	35 ± 1.5	0.4	2.1	41 ± 2	4000	2498
2	70	35	10.85	1.4	1.2	30.5 ± 1.5	0.6	1.9	36.5 ± 1.5	3010	1756
3	70	35	10.85	1.4	1.4	33 ± 1.5	0.5	2	39 ± 1.5	3690	2346
4	70	35	10.85	1.4	1.4	36.5 ± 1.5	0.5	2.2	43 ± 2	4550	2967
4G	70	-	10.85	1.4	1.4	36.5 ± 1.5	0.4	2.2	42.5 ± 2	4410	2837
5G	70	-	10.85	1.4	1.4	40.5 ± 2	0.4	2.3	46.5 ± 2	5290	3465
5	70	35	10.85	1.4	1.4	40.5 ± 2	0.4	2.3	46.5 ± 2	5370	3547
2	95	50	12.60	1.6	1.4	35 ± 1.5	0.6	2.1	41.5 ± 2	3940	2292
3	95	50	12.60	1.6	1.4	37.5 ± 1.5	0.5	2.2	43.5 ± 2	4790	3091
4	95	50	12.60	1.6	1.4	41.5 ± 2	0.5	2.4	48.5 ± 2	5980	3973
4G	95	-	12.60	1.6	1.4	41.5 ± 2	0.4	2.4	48 ± 2	5750	3749
5G	120	-	14.20	1.6	1.6	50.5 ± 2.5	0.5	2.7	58.5 ± 2.5	8620	5873
2	120	60	14.20	1.6	1.4	38 ± 1.5	0.6	2.2	45 ± 2	4800	2875



FlexFlame RFOU 0,6/1kV P1/P8 Power cable

Number of elements	Cross section core, mm ²	Cross section screen, mm ²	Conductor Diameter, mm	Insulation Thickness, mm	Thickness Inner covering, mm	Diameter inner covering, mm	Diameter Braid Wire, mm	Thickness Outer Sheath, mm	Diameter outer sheath, mm	Weight of Cable Approx. (Kg/Km)	Copper content Approx. (kg/km)
3	120	60	14.20	1.6	1.4	41 ± 2	0.6	2.3	48 ± 2	5930	3953
3	150	60	15.90	1.8	1.6	45.5 ± 2	0.6	2.5	53 ± 2.5	7220	4773
4	120	60	14.20	1.6	1.6	46 ± 2	0.6	2.5	53.5 ± 2.5	7420	5071
4G	120	-	14.20	1.6	1.6	46 ± 2	0.4	2.5	52.5 ± 2.5	7090	4752
3	185	50	17.70	2.0	1.6	50.5 ± 2.5	0.5	2.7	58 ± 2.5	8550	5634
4G	150	-	15.90	1.8	1.6	51 ± 2.5	0.5	2.7	58.5 ± 2.5	8700	5845
4G	185	-	17.7	2.0	1.8	56.5 ± 2.5	0.5	2.9	64.5 ± 3	10690	7238
3	240	50	20.15	2.2	1.8	57.5 ± 2.5	0.5	2.9	65.5 ± 3	10840	7184
4G	240	-	19.1	2.2	1.8	62 ± 2.5	0.4	2.8	72 ± 3.5	13650	10054
4	185	95	16.8	2.0	1.6	55 ± 2	0.6	2.8	64 ± 3	11350	6598
4	240	120	19.1	2.2	2.0	62 ± 2.5	0.6	3.0	72 ± 3.5	14800	8777

Ordering information

Part number	Description	Sheath Colour	Stock item	EAN No. DNK	EL No.
800000	RFOU 0.6/1kV 1X 16/2.5 P1/P8	BLACK	-	7021528000009	-
800001	RFOU 0.6/1kV 1X 25/4mm ² P1/P8	BLACK	-	7021528000016	-
800002	RFOU 0.6/1kV 1X 35/6mm ² P1/P8	BLACK	-	7021528000023	1044207
800003	RFOU 0.6/1kV 1X 50/6mm ² P1/P8	BLACK	-	7021528000030	1044208
800004	RFOU 0.6/1kV 1X 70/6mm ² P1/P8	BLACK	-	7021528000047	-
800005	RFOU 0.6/1kV 1X 95/10mm ² P1/P8	BLACK	-	7021528000054	1044210
800006	RFOU 0.6/1kV 1X 120/10 P1/P8	BLACK	-	7021528000061	-
800007	RFOU 0.6/1kV 1X 150/10 P1/P8	BLACK	-	7021528000078	1044211
800008	RFOU 0.6/1kV 1X 185/10 P1/P8	BLACK	-	7021528000085	1044213
800009	RFOU 0.6/1kV 1X 240/16 P1/P8	BLACK	-	7021528000092	1044214
800010	RFOU 0.6/1kV 1X 300/16 P1/P8	BLACK	Yes	7021528000108	1044215
800015	RFOU 0.6/1kV 2X 1.5/4mm ² P1/P8	BLACK	Yes	7021528000153	1044220
800016	RFOU 0.6/1kV 3G 1.5mm ² P1/P8	BLACK	-	7021528000160	-
800017	RFOU 0.6/1kV 4G 1.5mm ² P1/P8	BLACK	-	7021528000177	-
800018	RFOU 0.6/1kV 3X 1.5/4mm ² P1/P8	BLACK	Yes	7021528000184	1044240
800019	RFOU 0.6/1kV 4X 1.5/6mm ² P1/P8	BLACK	Yes	7021528000191	1044260
800020	RFOU 0.6/1kV 5X 1.5/6mm ² P1/P8	BLACK	-	7021528000207	1044305
800021	RFOU 0.6/1kV 7X 1.5/6mm ² P1/P8	BLACK	Yes	7021528000214	1044307
800022	RFOU 0.6/1kV 12X 1.5/10 P1/P8	BLACK	Yes	7021528000221	1044312
800023	RFOU 0.6/1kV 19X 1.5/10 P1/P8	BLACK	-	7021528000238	1044319
800024	RFOU 0.6/1kV 27X 1.5/10 P1/P8	BLACK	-	7021528000245	1044327
800025	RFOU 0.6/1kV 37X 1.5/16 P1/P8	BLACK	-	7021528000252	-
800028	RFOU 0.6/1kV 7G 1.5mm ² P1/P8	BLACK	-	7021528000283	-
800029	RFOU 0.6/1kV 2X 2.5/4mm ² P1/P8	BLACK	Yes	7021528000290	1044221
800030	RFOU 0.6/1kV 3G 2.5mm ² P1/P8	BLACK	-	7021528000306	-
800032	RFOU 0.6/1kV 3X 2.5/6mm ² P1/P8	BLACK	Yes	7021528000320	1044241
800033	RFOU 0.6/1kV 4G 2.5mm ² P1/P8	BLACK	-	7021528000337	-
800034	RFOU 0.6/1kV 5G 2.5mm ² P1/P8	BLACK	-	7021528000344	-
800035	RFOU 0.6/1kV 4X 2.5/6mm ² P1/P8	BLACK	Yes	7021528000351	1044261
800037	RFOU 0.6/1kV 7X 2.5/6mm ² P1/P8	BLACK	-	7021528000375	1044357



FlexFlame RFOU 0,6/1kV P1/P8 Power cable

Part number	Description	Sheath Colour	Stock item	EAN No. DNK	EL No.
800038	RFOU 0.6/1kV 12X 2.5/10 P1/P8	BLACK	-	7021528000382	1044362
800039	RFOU 0.6/1kV 19X 2.5/10 P1/P8	BLACK	-	7021528000399	-
800040	RFOU 0.6/1kV 27X 2.5/16 P1/P8	BLACK	-	7021528000405	1044377
800044	RFOU 0.6/1kV 7G 2.5mm ² P1/P8	BLACK	-	7021528000443	-
800045	RFOU 0.6/1kV 2X 4/6mm ² P1/P8	BLACK	Yes	7021528000450	1044222
800046	RFOU 0.6/1kV 3X 4/6mm ² P1/P8	BLACK	Yes	7021528000467	1044242
800047	RFOU 0.6/1kV 4X 4/6mm ² P1/P8	BLACK	-	7021528000474	1044262
800048	RFOU 0.6/1kV 5X 4/6mm ² P1/P8	BLACK	-	7021528000481	-
800049	RFOU 0.6/1kV 3G 4mm ² P1/P8	BLACK	-	7021528000498	-
800050	RFOU 0.6/1kV 5G 4mm ² P1/P8	BLACK	-	7021528000504	-
800051	RFOU 0.6/1kV 2X 6/6mm ² P1/P8	BLACK	Yes	7021528000511	1044223
800052	RFOU 0.6/1kV 3X 6/6mm ² P1/P8	BLACK	Yes	7021528000528	1044243
800053	RFOU 0.6/1kV 4X 6/6mm ² P1/P8	BLACK	-	7021528000535	1044263
800054	RFOU 0.6/1kV 4G 6mm ² P1/P8	BLACK	-	7021528000542	-
800055	RFOU 0.6/1kV 3G 6mm ² P1/P8	BLACK	-	7021528000559	-
800056	RFOU 0.6/1kV 5G 6mm ² P1/P8	BLACK	-	7021528000566	-
800057	RFOU 0.6/1kV 2X 10/10mm ² P1/P8	BLACK	-	7021528000573	1044224
800058	RFOU 0.6/1kV 3X 10/10mm ² P1/P8	BLACK	Yes	7021528000580	1044244
800059	RFOU 0.6/1kV 4X 10/10mm ² P1/P8	BLACK	-	7021528000597	1044264
800060	RFOU 0.6/1kV 3G 10mm ² P1/P8	BLACK	-	7021528000603	-
800061	RFOU 0.6/1kV 5G 10mm ² P1/P8	BLACK	-	7021528000610	-
800062	RFOU 0.6/1kV 4G 10mm ² P1/P8	BLACK	-	7021528000627	-
800063	RFOU 0.6/1kV 2X 16/16mm ² P1/P8	BLACK	-	7021528000634	1044225
800064	RFOU 0.6/1kV 3X 16/16mm ² P1/P8	BLACK	Yes	7021528000641	1044245
800065	RFOU 0.6/1kV 4X 16/16mm ² P1/P8	BLACK	-	7021528000658	1044265
800066	RFOU 0.6/1kV 4G 16mm ² P1/P8	BLACK	-	7021528000665	-
800067	RFOU 0.6/1kV 5G 16mm ² P1/P8	BLACK	-	7021528000672	-
800068	RFOU 0.6/1kV 3G 16mm ² P1/P8	BLACK	-	7021528000689	-
800069	RFOU 0.6/1kV 2X 25/16mm ² P1/P8	BLACK	-	7021528000696	-
800070	RFOU 0.6/1kV 3X 25/16mm ² P1/P8	BLACK	Yes	7021528000702	1044246
800071	RFOU 0.6/1kV 4X 25/16mm ² P1/P8	BLACK	Yes	7021528000719	1044266
800072	RFOU 0.6/1kV 4G 25mm ² P1/P8	BLACK	-	7021528000726	-
800073	RFOU 0.6/1kV 3G 25mm ² P1/P8	BLACK	-	7021528000733	-
800074	RFOU 0.6/1kV 5G 25mm ² P1/P8	BLACK	-	7021528000740	-
800075	RFOU 0.6/1kV 2X 35/16mm ² P1/P8	BLACK	-	7021528000757	-
800076	RFOU 0.6/1kV 3X 35/16mm ² P1/P8	BLACK	Yes	7021528000764	1044247
800077	RFOU 0.6/1kV 4X 35/16mm ² P1/P8	BLACK	-	7021528000771	1044267
800078	RFOU 0.6/1kV 4G 35mm ² P1/P8	BLACK	-	7021528000788	-
800079	RFOU 0.6/1kV 5G 35mm ² P1/P8	BLACK	-	7021528000795	-
800082	RFOU 0.6/1kV 3X 50/25mm ² P1/P8	BLACK	Yes	7021528000825	1044248
800083	RFOU 0.6/1kV 4X 50/25mm ² P1/P8	BLACK	Yes	7021528000832	1044268
800084	RFOU 0.6/1kV 4G 50mm ² P1/P8	BLACK	-	7021528000849	-
800085	RFOU 0.6/1kV 5G 50mm ² P1/P8	BLACK	-	7021528000856	-
800087	RFOU 0.6/1kV 2X 70/35mm ² P1/P8	BLACK	-	7021528000870	-
800088	RFOU 0.6/1kV 3X 70/35mm ² P1/P8	BLACK	Yes	7021528000887	1044249
800089	RFOU 0.6/1kV 4X 70/35mm ² P1/P8	BLACK	-	7021528000894	1044269
800090	RFOU 0.6/1kV 4G 70mm ² P1/P8	BLACK	-	7021528000900	-
800091	RFOU 0.6/1kV 5G 70mm ² P1/P8	BLACK	-	7021528000917	-
800092	RFOU 0.6/1kV 5X 70/35mm ² P1/P8	BLACK	-	7021528000924	-
800094	RFOU 0.6/1kV 2X 95/50mm ² P1/P8	BLACK	-	7021528000948	-
800095	RFOU 0.6/1kV 3X 95/50mm ² P1/P8	BLACK	Yes	7021528000955	1044250
800096	RFOU 0.6/1kV 4X 95/50mm ² P1/P8	BLACK	Yes	7021528000962	1044270
800097	RFOU 0.6/1kV 4G 95mm ² P1/P8	BLACK	-	7021528000979	-



FlexFlame RFOU 0,6/1kV P1/P8 Power cable

Part number	Description	Sheath Colour	Stock item	EAN No. DNK	EL No.
800099	RFOU 0.6/1kV 5G 120mm ² P1/P8	BLACK	-	7021528000993	-
800100	RFOU 0.6/1kV 2X 120/60 P1/P8	BLACK	-	7021528001006	-
800101	RFOU 0.6/1kV 3X 120/60 P1/P8	BLACK	Yes	7021528001013	1044251
800103	RFOU 0.6/1kV 3X 150/60 P1/P8	BLACK	-	7021528001037	-
800105	RFOU 0.6/1kV 4X 120/60 P1/P8	BLACK	-	7021528001051	-
800106	RFOU 0.6/1kV 4G 120mm ² P1/P8	BLACK	-	7021528001068	-
800107	RFOU 0.6/1kV 3X 185/50 P1/P8	BLACK	-	7021528001075	-
800108	RFOU 0.6/1kV 4G 150mm ² P1/P8	BLACK	-	7021528001082	-
800110	RFOU 0.6/1kV 4G 185mm ² P1/P8	BLACK	-	7021528001105	-
800114	RFOU 0.6/1kV 3X 240/50 P1/P8	BLACK	-	7021528001143	-
803904	RFOU 0.6/1kV 4G 240mm ² P1/P8	BLACK	-	7021528039047	-
803905	RFOU 0.6/1kV 4X 185/95 P1/P8	BLACK	-	7021528039054	-
803906	RFOU 0.6/1kV 4X 240/120 P1/P8	BLACK	-	7021528039061	-

Electrical values power cables

Number of elements	Cross section core, mm ²	Cross section screen, mm ²	Conductor type 2	Max. conductor resistance at 20°C, Ohm/km	Max. conductor resistance at 90°C, Ohm/km	Reactance at 50Hz, Ohm/km	Reactance at 60Hz, Ohm/km	Current rating IEC 60092-352 Table B.4, Ampere	Short circuit rating 1 second, Ampere
1	16	2.5	STCC	1.16	1.48	0.116	0.14	96	2240
1	25	4	STCC	0.734	0.936	0.11	0.132	127	3500
1	35	6	STCC	0.529	0.675	0.106	0.128	157	4900
1	50	6	STCC	0.391	0.499	0.104	0.125	196	7000
1	70	6	STCC	0.27	0.344	0.099	0.119	242	9800
1	95	10	STCC	0.195	0.249	0.097	0.116	293	13300
1	120	10	STCC	0.154	0.196	0.094	0.113	339	16800
1	150	10	STCC	0.126	0.161	0.092	0.111	389	21000
1	185	10	STCC	0.1	0.128	0.091	0.109	444	25900
1	240	16	STCC	0.0762	0.0972	0.089	0.107	522	33600
1	300	16	STCC	0.0607	0.0774	0.087	0.105	601	42000
2	1.5	4	STCC	12.2	15.6	0.110	0.132	20	210
3G	1.5	-	STCC	12.2	15.6	0.110	0.132	20	210
4G	1.5	-	STCC	12.2	15.6	0.110	0.132	16	210
3	1.5	4	STCC	12.2	15.6	0.110	0.132	16	210
4	1.5	6	STCC	12.2	15.6	0.110	0.132	16	210
5	1.5	6	STCC	12.2	15.6	0.110	0.132	13.5	210
7	1.5	6	STCC	12.2	15.6	0.110	0.132	12	210
12	1.5	10	STCC	12.2	15.6	0.110	0.132	10	210
19	1.5	10	STCC	12.2	15.6	0.110	0.132	8.5	210
27	1.5	10	STCC	12.2	15.6	0.110	0.132	7.5	210
37	1.5	16	STCC	12.2	15.6	0.110	0.132	7	210
7G	1.5	-	STCC	12.2	15.6	0.110	0.132	12.5	210
2	2.5	4	STCC	7.56	9.64	0.103	0.123	26	350
3G	2.5	-	STCC	7.56	9.64	0.103	0.123	26	350
3	2.5	6	STCC	7.56	9.64	0.103	0.123	21	350
4G	2.5	-	STCC	7.56	9.64	0.103	0.123	21	350
5G	2.5	-	STCC	7.56	9.64	0.103	0.123	21	350
4	2.5	6	STCC	7.56	9.64	0.103	0.123	21	350
7	2.5	6	STCC	7.56	9.64	0.103	0.123	15.5	350
12	2.5	10	STCC	7.56	9.64	0.103	0.123	13	350
19	2.5	10	STCC	7.56	9.64	0.103	0.123	11	350
27	2.5	16	STCC	7.56	9.64	0.103	0.123	10	350



FlexFlame RFOU 0,6/1kV P1/P8 Power cable

Number of elements	Cross section core, mm ²	Cross section screen, mm ²	Conductor type 2	Max. conductor resistance at 20°C, Ohm/km	Max. conductor resistance at 90°C, Ohm/km	Reactance at 50Hz, Ohm/km	Reactance at 60Hz, Ohm/km	Current rating IEC 60092-352 Table B.4, Ampere	Short circuit rating 1 second, Ampere
7G	2.5	-	STCC	7.56	9.64	0.103	0.123	16.5	350
2	4	6	STCC	4.7	5.99	0.096	0.115	34	560
3	4	6	STCC	4.7	5.99	0.096	0.115	28	560
4	4	6	STCC	4.7	5.99	0.096	0.115	28	560
5	4	6	STCC	4.7	5.99	0.096	0.115	23.5	560
3G	4	-	STCC	4.7	5.99	0.096	0.115	34	560
5G	4	-	STCC	4.7	5.99	0.096	0.115	28	560
2	6	6	STCC	3.11	3.97	0.090	0.108	44	840
3	6	6	STCC	3.11	3.97	0.090	0.108	36	840
4	6	6	STCC	3.11	3.97	0.090	0.108	36	840
4G	6	-	STCC	3.11	3.97	0.090	0.108	36	840
3G	6	-	STCC	3.11	3.97	0.090	0.108	44	840
5G	6	-	STCC	3.11	3.97	0.090	0.108	36	840
2	10	10	STCC	1.84	2.35	0.084	0.101	61	1400
3	10	10	STCC	1.84	2.35	0.084	0.101	50	1400
4	10	10	STCC	1.84	2.35	0.084	0.101	50	1400
3G	10	-	STCC	1.84	2.35	0.084	0.101	61	1400
5G	10	-	STCC	1.84	2.35	0.084	0.101	50	1400
4G	10	-	STCC	1.84	2.35	0.084	0.101	50	1400
2	16	16	STCC	1.16	1.48	0.080	0.096	80	2240
3	16	16	STCC	1.16	1.48	0.080	0.096	67	2240
4	16	16	STCC	1.16	1.48	0.080	0.096	67	2240
4G	16	-	STCC	1.16	1.48	0.080	0.096	67	2240
5G	16	-	STCC	1.16	1.48	0.080	0.096	67	2240
3G	16	-	STCC	1.16	1.48	0.080	0.096	80	2240
2	25	16	STCC	0.734	0.936	0.079	0.095	108	3500
3	25	16	STCC	0.734	0.936	0.079	0.095	89	3500
4	25	16	STCC	0.734	0.936	0.079	0.095	89	3500
4G	25	-	STCC	0.734	0.936	0.079	0.095	89	3500
3G	25	-	STCC	0.734	0.936	0.079	0.095	108	3500
5G	25	-	STCC	0.734	0.936	0.079	0.095	89	3500
2	35	16	STCC	0.529	0.675	0.076	0.092	133	4900
3	35	16	STCC	0.529	0.675	0.076	0.092	110	4900
4	35	16	STCC	0.529	0.675	0.076	0.092	110	4900
4G	35	-	STCC	0.529	0.675	0.076	0.092	110	4900
5G	35	-	STCC	0.529	0.675	0.076	0.092	110	4900
3	50	25	STCC	0.391	0.499	0.076	0.092	137	7000
4	50	25	STCC	0.391	0.499	0.076	0.092	137	7000
4G	50	-	STCC	0.391	0.499	0.076	0.092	137	7000
5G	50	-	STCC	0.391	0.499	0.076	0.092	137	7000
2	70	35	STCC	0.27	0.344	0.075	0.091	206	9800
3	70	35	STCC	0.27	0.344	0.074	0.088	169	9800
4	70	35	STCC	0.27	0.344	0.075	0.091	169	9800
4G	70	-	STCC	0.27	0.344	0.075	0.091	169	9800
5G	70	-	STCC	0.27	0.344	0.075	0.091	169	9800
5	70	35	STCC	0.27	0.344	0.075	0.091	141.5	9800
2	95	50	STCC	0.195	0.249	0.073	0.088	249	13300
3	95	50	STCC	0.195	0.249	0.073	0.088	205	13300
4	95	50	STCC	0.195	0.249	0.073	0.088	205	13300



FlexFlame RFOU 0,6/1kV P1/P8 Power cable

Number of elements	Cross section core, mm ²	Cross section screen, mm ²	Conductor type 2	Max. conductor resistance at 20°C, Ohm/km	Max. conductor resistance at 90°C, Ohm/km	Reactance at 50Hz, Ohm/km	Reactance at 60Hz, Ohm/km	Current rating IEC 60092-352 Table B.4, Ampere	Short circuit rating 1 second, Ampere
4G	95	-	STCC	0.195	0.249	0.073	0.088	205	13300
5G	120	-	STCC	0.154	0.196	0.072	0.086	237	16800
2	120	60	STCC	0.154	0.196	0.072	0.086	288	16800
3	120	60	STCC	0.154	0.196	0.072	0.086	237	16800
3	150	60	STCC	0.126	0.161	0.072	0.087	272	21000
4	120	60	STCC	0.154	0.196	0.072	0.086	237	16800
4G	120	-	STCC	0.154	0.196	0.072	0.086	237	16800
3	185	50	STCC	0.1	0.128	0.072	0.086	311	25900
4G	150	-	STCC	0.126	0.161	0.072	0.087	272	21000
4G	185	-	STCC	0.1	0.128	0.072	0.086	311	25900
3	240	50	STCC	0.0762	0.0972	0.072	0.086	365	33600
4G	240	-	STCC	0.0762	0.0972	0.080	0.095	365	33600
4	185	95	STCC	0.1	0.1275	0.081	0.098	311	25900
4	240	120	STCC	0.0762	0.0972	0.080	0.095	365	33600

Ambient temperature correction factors

Ambient Temp °C	35	40	45	50	55	60	65	70	75	80
Rating factor	1.10	1.05	1.00	0.94	0.88	0.82	0.74	0.67	0.58	0.47

Installation recommendations

Minimum Bending Radius during Installation	Minimum Bending Radius Fixed Installed	Maximum Tensile Load During Installation	Minimum Installation Temperature
8 x D	6 x D	50 N /mm ²	-20°C



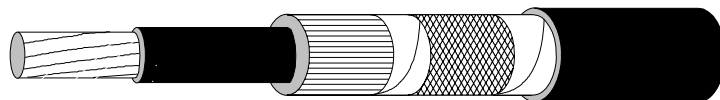
FlexFlame RFOU 0,6/1kV P1/P8 Power cable

Flame retardant halogen-free power cable. Mud resistant

RFOU 0,6/1kV

EPR/EPR/TCWB/EVA

NEK 606 CodeP1/P8



Operating temperature : 90°C
Operating Voltage : 0,6/1kV

Application

Fixed installation for power, control and lighting in both EX- and safe areas, general purposes. For installation in areas exposed to MUD and drilling/cleaning fluids.

Standards applied

IEC 60092-353/60502-1	- Design
IEC 60228 class 2	- Conductor
IEC 60092-351	- Insulation
IEC 60092-359	- Sheath
IEC 60332-1	- Flame Retardant
IEC 60332-3-22	- Flame Retardant
IEC 60754-1,2	- Halogen Free
IEC 61034-1,2	- Low Smoke

Construction

	Code Letter	
Conductor		Tinned annealed stranded circular copper (STCC), IEC 60228 class 2
Insulation	R	EP-rubber, IEC 60092-351 (EPR)
Lay up / Shielding		Cores laid up in concentric layers
Inner covering	F	Flame retardant and halogen-free thermoset compound
Tape over inner covering		PET tape
Armour/screen	O	Tinned annealed copper wire braid
Tape over armour/screen		PET tape
Outer sheath	U	Flame retardant, halogen-free and mud resistant thermoset compound, SHF2 (IEC 60092-359)
Marking text		E.g. "meter" "year" DRAKA NORSK KABEL RFOU 0,6/1KV P1/P8 1 x 500/25 mm ² IEC 60332-3-22
Outer sheath colour		Black



FlexFlame RFOU 0,6/1kV P1/P8 Power cable

Core identification power cables

Single core	Grey (Offwhite)
Two cores	Grey (Offwhite) - Black
Three cores	Grey (Offwhite) - Black - Red
Four cores	Grey (Offwhite) - Black - Red - Blue
Five cores	Grey (Offwhite) - Black - Red - Blue - Black
Above five cores	Black numbers on white base
Separate earth core	Yellow/green
G / x in cable description	G = one of the core are yellow/green - x = no yellow/green core

From Q3 2007 the core colours on RFOU, BFOU, RU and BU 0,6/1kV will be changed to follow Cenelec HD 308S2 colours:

Single core	Black
Two cores	Blue - Brown
Two cores + earth	Blue - Brown - Yellow/green
Three cores	Brown - Black - Grey
Three cores + earth	Brown - Black - Grey - Yellow/green
Four cores	Blue - Brown - Black - Grey
Four cores + earth	Blue - Brown - Black - Grey - Yellow/green
Five cores	Blue - Brown - Black - Grey - Black
Above five cores	Black numbers on white base

Range and dimensions

Number of elements	Cross section core, mm ²	Cross section screen, mm ²	Conductor Diameter, mm	Insulation Thickness, mm	Thickness Inner covering, mm	Diameter inner covering, mm	Diameter Braid Wire, mm	Thickness Outer Sheath, mm	Diameter outer sheath, mm	Weight of Cable Approx. (Kg/Km)	Copper content Approx. (kg/km)
1	400	25	26.00	2.4	1.4	34.5 ± 1.5	0.4	2.1	40.5 ± 2	5060	3936
1	500	25	29.0	2.4	1.4	37.5 ± 1.5	0.4	2.2	44 ± 2	6180	4894
1	630	25	32.80	2.4	1.4	41.5 ± 2	0.4	2.3	48 ± 2	7620	6167

Ordering information

Part number	Description	Sheath Colour	Stock item	EAN No. DNK	EL No.
800011	RFOU 0.6/1kV 1X 400/25 P1/P8	BLACK	-	7021528000115	-
800012	RFOU 0.6/1kV 1X 500/25 P1/P8	BLACK	-	7021528000122	-
800013	RFOU 0.6/1kV 1X 630/25 P1/P8	BLACK	-	7021528000139	-

Electrical values power cables

Number of elements	Cross section core, mm ²	Cross section screen, mm ²	Conductor type 2	Max. conductor resistance at 20°C, Ohm/km	Max. conductor resistance at 90°C, Ohm/km	Reactance at 50Hz, Ohm/km	Reactance at 60Hz, Ohm/km	Current rating IEC 60092-352 Table B.4, Ampere	Short circuit rating 1 second, Ampere
1	400	25	STCC	0.0475	0.0606	0.087	0.104	690 dc / 670 ac	56000
1	500	25	STCC	0.0369	0.0471	0.085	0.103	780 dc / 720 ac	70000
1	630	25	STCC	0.0286	0.0365	0.083	0.100	890 dc / 780 ac	88200



FlexFlame RFOU 0,6/1kV P1/P8 Power cable

Ambient temperature correction factors

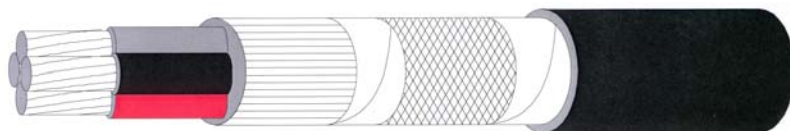
Ambient Temp °C	35	40	45	50	55	60	65	70	75	80
Rating factor	1.10	1.05	1.00	0.94	0.88	0.82	0.74	0.67	0.58	0.47

Installation recommendations

Minimum Bending Radius during Installation	Minimum Bending Radius Fixed Installed	Maximum Tensile Load During Installation	Minimum Installation Temperature
8 x D	6 x D	50 N /mm ²	-20°C



FlexFlame RFOU 0,6/1kV P1/P8 Power cable



Flame retardant halogen-free power cable. Mud resistant

RFOU 0,6/1kV

EPR/EPR/TCWB/EVA

NEK 606 CodeP1/P8

Operating temperature : 90°C
Operating Voltage : 0,6/1kV

Application

Fixed installation for power, control and lighting in both EX- and safe areas, general purposes. For installation in areas exposed to MUD and drilling/cleaning fluids.

Standards applied

IEC 60092-353	- Design
IEC 60228 class 2	- Conductor
IEC 60092-351	- Insulation
IEC 60092-359	- Sheath
IEC 60332-1	- Flame Retardant
IEC 60332-3-22	- Flame Retardant
IEC 60754-1,2	- Halogen Free
IEC 61034-1,2	- Low Smoke

Construction

	Code Letter	
Conductor		Tinned annealed stranded circular copper (STCC), IEC 60228 class 2
Insulation	R	EP-rubber, IEC 60092-351 (EPR)
Lay up / Shielding		Cores laid up in concentric layers
Inner covering	F	Flame retardant and halogen-free thermoset compound
Tape over inner covering		PET tape + rubberized Polyamide tape
Armour/screen	O	Two layers of tinned copper wire braid (double braid)
Tape over armour/screen		PET tape + rubberized Polyamide tape
Outer sheath	U	Flame retardant, halogen-free and mud resistant thermoset compound, SHF2 (IEC 60092-359)
Marking text		E.g. "meter" "år" DRAKA NORSK KABEL RFOU 0,6/1kV P1/P8 3 x 185/95 mm ² IEC 60332-3-22 ETL Classified No. 3067229
Outer sheath colour		Black



FlexFlame RFOU 0,6/1kV P1/P8 Power cable

Core identification power cables

Single core	Grey (Offwhite)
Two cores	Grey (Offwhite) - Black
Three cores	Grey (Offwhite) - Black - Red
Four cores	Grey (Offwhite) - Black - Red - Blue
Five cores	Grey (Offwhite) - Black - Red - Blue - Black
Above five cores	Black numbers on white base
Separate earth core	Yellow/green
G / x in cable description	G = one of the core are yellow/green - x = no yellow/green core

From Q3 2007 the core colours on RFOU, BFOU, RU and BU 0,6/1kV will be changed to follow Cenelec HD 308S2 colours:

Single core	Black
Two cores	Blue - Brown
Two cores + earth	Blue - Brown - Yellow/green
Three cores	Brown - Black - Grey
Three cores + earth	Brown - Black - Grey - Yellow/green
Four cores	Blue - Brown - Black - Grey
Four cores + earth	Blue - Brown - Black - Grey - Yellow/green
Five cores	Blue - Brown - Black - Grey - Black
Above five cores	Black numbers on white base

Range and dimensions

Number of elements	Cross section core, mm ²	Cross section screen, mm ²	Conductor Diameter, mm	Insulation Thickness, mm	Thickness Inner covering, mm	Diameter inner covering, mm	Diameter Braid Wire, mm	Thickness Outer Sheath, mm	Diameter outer sheath, mm	Weight of Cable Approx. (Kg/Km)	Copper content Approx. (kg/km)
3	185	95	17.70	2.0	1.6	50.5 ± 2.5	0.5	2.7	59.5 ± 2.5	9220	6278
3	150	70	15.9	1.8	1.6	45.5 ± 2	0.4	2.6	54 ± 2.5	7380	4904
4	150	70	15.9	1.8	2	51.5 ± 2.5	0.4	2.8	60.5 ± 3	9310	6288
3	240	120	20.15	2.2	1.8	57.5 ± 2.5	0.6	3	67.5 ± 3	11820	8063

Ordering information

Part number	Description	Sheath Colour	Stock item	EAN No. DNK	EL No.
800093	RFOU 0.6/1kV 3X 185/95 P1/P8	BLACK	-	7021528000931	-
800102	RFOU 0.6/1kV 3X 150/70 P1/P8	BLACK	-	7021528001020	1044252
800109	RFOU 0.6/1kV 4X 150/70 P1/P8	BLACK	-	7021528001099	-
800112	RFOU 0.6/1kV 3X 240/120 P1/P8	BLACK	-	7021528001129	-

Electrical values power cables

Number of elements	Cross section core, mm ²	Cross section screen, mm ²	Conductor type 2	Max. conductor resistance at 20°C, Ohm/km	Max. conductor resistance at 90°C, Ohm/km	Reactance at 50Hz, Ohm/km	Reactance at 60Hz, Ohm/km	Current rating IEC 60092-352 Table B.4, Ampere	Short circuit rating 1 second, Ampere
3	185	95	STCC	0.1	0.128	0.072	0.086	311	25900
3	150	70	STCC	0.126	0.161	0.072	0.087	272	21000
4	150	70	STCC	0.126	0.161	0.072	0.087	272	21000



FlexFlame RFOU 0,6/1kV P1/P8 Power cable

Number of elements	Cross section core, mm ²	Cross section screen, mm ²	Conductor type 2	Max. conductor resistance at 20°C, Ohm/km	Max. conductor resistance at 90°C, Ohm/km	Reactance at 50Hz, Ohm/km	Reactance at 60Hz, Ohm/km	Current rating IEC 60092-352 Table B.4, Ampere	Short circuit rating 1 second, Ampere
3	240	120	STCC	0.0762	0.0972	0.072	0.086	365	33600

Ambient temperature correction factors

Ambient Temp °C	35	40	45	50	55	60	65	70	75	80
Rating factor	1.10	1.05	1.00	0.94	0.88	0.82	0.74	0.67	0.58	0.47

Installation recommendations

Minimum Bending Radius during Installation	Minimum Bending Radius Fixed Installed	Maximum Tensile Load During Installation	Minimum Installation Temperature
8 x D	6 x D	50 N /mm ²	-20°C